

WRISTWATCHES

# 2022/2023 COLLECTION

NAUTISCHE INSTRUMENTE  
**MÜHLE**  
GLASHÜTTE/SA.

Dear friends of Mühle-Glashütte,  
dear aficionados of mechanical time measuring instruments,  
dear owners of an S.A.R. Rescue-Timer,

Here at Nautische Instrumente Mühle-Glashütte, 2022 is a very special year for us: Our S.A.R. Rescue-Timer is celebrating its 20th anniversary of use by the German Maritime Search and Rescue Service (DGzRS). In February 2002, the first Rescue-Timers were handed over to the sea rescuers of the DGzRS. The S.A.R. Rescue-Timer has been successfully proving its worth in action many times ever since.

We started our anniversary year by giving our icon a slight facelift, firstly by introducing the S.A.R. Rescue-Timer GOLD, limited to just 20 timepieces, in February 2022. Another extremely exciting model from this watch family will also be launched later this year and is sure to be an absolute S.A.R. Highlight.

Although you unfortunately can't yet discover this model in our new wrist-watch catalogue, it does feature all of our other brand-new timepieces, for example the Teutonia IV BlueMoon with an extra-large moon phase display or the Panova Turquoise Blue, a watch as fresh as an ocean breeze. We hope that you will enjoy getting to know our new models and the entire Mühle Catalogue 2022/23!



A handwritten signature in dark ink, appearing to read 'Thilo Mühle'. The signature is fluid and cursive.

Thilo Mühle



MÜHLE-GLASHÜTTE

## WHAT FAMILY AND GLASHÜTTE MEAN TO US

Our family in Glashütte has been devoted towards achieving precise measurement since 1869 with a strong passion for manufacturing high-precision mechanical measuring instruments. This mission has been defining the history of the family company for 150 years, every step of the way. After starting out manufacturing dial gauges for the watchmaking companies in Glashütte, we now also produce our very own precise time measuring instruments.

>

**ROBERT MÜHLE  
WITH MEMBERS  
OF HIS FAMILY**

around 1905

6

7

**THE FIRST THREE GENERATIONS  
OF OUR FAMILY COMPANY**

Front row: Robert Mühle (fourth from right) and Hans Mühle in the arms of his mother (far right); back row: Alfred Mühle (far left), Max Mühle (fourth from left) and Paul Mühle (fifth from left)

## OUR INDEPENDENT FAMILY COMPANY

The ancestors of our Mühle family have been based in the Glashütte region of Germany for more than 700 years. They lived in the villages of Börnersdorf near Liebstadt and Liebenau near Lauenstein and worked as pastors and musical directors. One of them was even made a baron after allegedly saving the Elector of Saxony from a predicament. As a result, the Mühle family has had a family crest since 1629, and also a family ethos: "Without hope, without fear". This means that in our family, we are down-to-earth realists who tackle even the toughest of problems in a courageous manner.

This is also precisely why we have never given up, even standing our ground when our family company founded back in 1869 was forced to face the threats of world wars, socialism and expropriation. We can therefore now proudly declare that the name "Mühle" has stood for precision and precise measurement in Glashütte for 153 years.

Robert Mühle first laid the foundations for our successful development back in 1869, when he started to manufacture high-precision measuring instruments for Glashütte's watchmaking industry. Over the years, Mühle's passion for precise measurement became a true family tradition and played a monumental role when the fourth generation of the family introduced the focus that still defines our company in the present day.

After the reunification of Germany, Hans-Jürgen Mühle (\*1941) took the decisive step towards the kind of measuring instruments for which Mühle-Glashütte is well known in the present day. In 1994, he started off by manufacturing high-precision Mühle chronometers and automated marine time systems under the label "Nautische Instrumente Mühle-Glashütte" and went on to introduce the company's first wristwatches two years later.



Robert Mühle

## KEEPING IT IN THE FAMILY

Our family has now been driven by its passion for precise measurement for over 150 years. The expertise that we have acquired over this time and the values to which our company always remains true have been passed down from generation to generation throughout our history. It therefore comes as no surprise that Thilo Mühle (\*1968) followed in his father's footsteps.

Thilo Mühle joined the family company in the year 2000. With his down-to-earth approach typical of Mühle-Glashütte, he initially took on responsibility for the product development of our wristwatches. He then went on to share managerial duties with his father four years later before finally assuming sole management responsibility in 2007.

Thilo Mühle's career path is a prime example of what we at Nautische Instrumente Mühle-Glashütte mean when we refer to continuity, tradition and passing on knowledge to the next generation. With this approach, we can ensure that the expertise incorporated into our wristwatches, marine chronometers and nautical instruments will be preserved for many years to come. What's more, we can rest assured that our time measuring instruments will be constantly further developed thanks to future generations with new ideas and innovative solutions.

We can safely say that we have now already set the course for the future of Mühle-Glashütte, especially given that Thilo Mühle's children now also work for the family company. His son Dustin (\*1991) is responsible for purchasing all timepiece components, while his daughter Fanny (\*1993) manages the company's service team for specialist retailers, customers and watch aficionados. Thilo Mühle's brother Thomas, his wife Mandy and brother-in-law Uwe have additionally been involved in the company for a long time, while Hans-Jürgen Mühle, of course, also still plays a significant role. These connections clearly show that Nautische Instrumente Mühle-Glashütte is quite literally a "family company".



Hans-Jürgen Mühle and Thilo Mühle



## GLASHÜTTE

# THE HOME OF OUR FAMILY AND MANUFACTURING WORKSHOP

The Mühle family has been firmly rooted in the watchmaking industry of the German town of Glashütte since 1869. Since then, generation after generation has helped to shape the family company by first acquiring the knowledge and values of the previous generation before passing them on to the next in line. Today, Mühle-Glashütte is the only watch manufacturer in Glashütte that is still owned by a long-established local family.

The history of our company began with a bold decision made by our founder Robert Mühle. Mühle was born in Lauenstein, a village located a few kilometres away from Glashütte, in 1841. After completing his apprenticeship with the watch manufacturer Moritz Großmann, he ventured into business on his own and established a company in Glashütte that manufactured high-precision measuring instruments for the local watch industry and watchmaking school.

As you would expect, a family that has been based in the Glashütte region since the 14th century and working in the field of watchmaking and precision engineering for generations has a particularly special connection to our small town in the Ore Mountains. For us, Glashütte is therefore more than just a place like any other – it is our home, our production location and our quality standard. What's more, Glashütte isn't just about precision and quality but also, and above all, about a love of innovation at its very best.


### THE WATCHMAKING TOWN OF GLASHÜTTE

Glashütte is a small town located in the idyllic Müglitztal valley in the eastern Ore Mountains – and the heart of the German watchmaking industry in the present day.

This picture shows the view of the town centre from the nearby lookout points of the local "Bastei" rock formation.

© Photo: Bianca Braun, Glashütte

NAUTISCHE INSTRUMENTE  
MÜHLE  
GLASHÜTTE/SA.



# PRECISE MEASUREMENT SINCE 1869

Our company has a moving and eventful history. After Robert Mühle sparked the passion for precise measurement in our hearts, this initial spark turned into a constantly burning flame that is passed down from generation to generation. After all, our tradition of precise measurement is what makes a timepiece a true Mühle watch. The character of our watches is mainly defined by their instrumental design, excellent functionality and extremely practice-oriented approach. We have therefore dedicated the following pages to a brief overview of the milestones in our family and company history.

More detailed information can be found under "Manufacture" on our website at [www.muehle-glashuette.de](http://www.muehle-glashuette.de)

### "Without hope, without fear"

The Mühle family was given its own crest in 1629. The accompanying Latin motto "Nec spe nec metu" has been the family ethos ever since and translates to "Without hope, without fear".

From the Book of Heraldry from 1656, Volume V, page 113

12

*A divided shield with a silver fox against a green background on one side and a horizontal stripe in gold against a red background on the other. The crowned helmet is topped with a fox holding a lamb in its mouth and the mantling is red/silver and red/gold. Meaning: the fox represents astuteness and ambition, red/silver means boldness and red/gold stands for freedom.*

*The Mühle family is a very old Saxon family, the first mention of which can be found in the (formally Bohemian) area of Pirna in as early as around 1300. A member of the next branch of the family was bestowed the title of Baron in 1629. Famous members of the family's bourgeois line include the musical director Nicolaus Mühle, the pastor Johann Georg Mühle, who was born in Börnersdorf near Liebstadt in 1767, and his son Johann Georg, born in Liebenau near Lauenstein in 1787. Heraldic motto: "Nec spe nec metu", meaning "Without hope, without fear".*



**M 29 DIAL GAUGE AND M 29 CLASSIC WRISTWATCH**

Mühle watches are time measuring instruments. No other Mühle wristwatch reflects this tradition as strongly as the M 29 Classic, which features a face with a fine and extremely clear scale that bears an unmistakable resemblance to its source of inspiration, Mühle's historic measuring gauges.



**NEC SPE NEC METU**

The family crest and ethos from 1629: "Without hope, without fear"

One family, five generations in the watchmaking industry: Mühle-Glashütte is now the only watch manufacturer in Glashütte that is still owned by a long-established local family.

**1869**  
The establishment of a family company rich in tradition

**around 1900**  
The M 33 dial gauge with an accuracy of 1/1000 mm



**1905**  
Paul, Max and Alfred Mühle join their father's company. The company is renamed "R. Mühle & Sohn" on 1st July

1860 1870 1880 1890 1900 1910

13



**after 1875**  
An advertisement showing products made by the precision mechanical workshop "Robert Mühle – Glashütte in Saxony"



**1896**  
The Gold Medal of the City of Dresden

**1918**  
Alongside measuring gauges, R. Mühle & Sohn also manufactures speedometers and car clocks



# PRECISE MEASUREMENT SINCE 1869

**1945**

Nationalisation in Glashütte



**1970**

The fourth generation takes the helm: When Hans Mühle passes away in 1970, his son Hans-Jürgen Mühle takes over his father's company, "Ingenieur Hans Mühle Feinmechanik"

**2000**

A long-standing tradition: Thilo Mühle joins the family company in the fifth generation

**1994**

The family company is re-established by Hans-Jürgen Mühle under the name of "Mühle-Glashütte GmbH nautische Instrumente und Feinmechanik"



**2003**

The patented woodpecker neck regulation




**2019**

The Robert Mühle Moonphase for the company's 150th anniversary



**2022**

20 years of the S.A.R. Rescue-Timer



1920 1930 1940 1950 1960 1970 1980 1990 2000 2010 2020 2030



**December 1945**

The family company is re-established by Hans Mühle



**around 1955**

Relocation to the new production building



**1920**

Vereinigte Werke Glashütte/Sa.

**1980**

In 1972, the family company is expropriated for a second time and converted into a state-owned enterprise. In 1980, it is finally integrated into the Glashütte Watchmaking Plants (GUB)

**1996**

Mühle's first wristwatches are introduced



**2014**

A manufacturing line to celebrate the company's 145th anniversary



**2008**

The newly developed Mühle three-quarter plate



**2007**

Thilo Mühle assumes sole management responsibility



**2002**

The S.A.R. Rescue-Timer





## COMMITTED TO PRECISE MEASUREMENT

We expect every Mühle movement to meet the highest standards in terms of quality and precision. We therefore design and manufacture many components that are important for the precision and reliability of a Mühle movement ourselves. Our patented, especially shockproof woodpecker neck regulation is a prime example of this committed approach.

>

### MU 9413

The chronograph movement is sure to impress with both its shockproof woodpecker neck regulation and its three-quarter plate, which features a Glashütte click, a removable escape wheel bridge and the efficient Mühle rotor (removed in the picture).

### PARTICULARLY POLITE

Every single Mühle movement is regulated and set to ensure accuracy values of between 0 and a maximum of +8 seconds per day based on an internal guideline. After all, no Mühle watch should ever make its wearer too late. Being a bit early is much more polite.

### FUNCTIONAL AESTHETICS

The work that we carry out on our movements primarily aims to make our time measuring instruments more precise and more reliable. Many of the finishing measures put in place are based on not only aesthetic but also, and above all, functional reasons.

## OUR WATCHES TICK ALL THE BOXES

Mühle watches are time measuring instruments. An instrument is defined by the fact that it offers a specific function and has to prove its worth in day-to-day use. This most definitely also applies to a Mühle watch, which doesn't want to be stuck in its case or even in a dark, cold safe for the rest of its life, but instead wants to and is able to be worn every day.

Your Mühle watch feels most at home when sitting comfortably on your wrist and enjoying the positive influence that your body temperature has on its accuracy values. Mühle watches also love to always be on the move, especially out in the fresh air when you go hiking, cycling, camping, sailing ... the list goes on.

Every watch produced by Nautische Instrumente Mühle-Glashütte is robust enough to keep up with your active and athletic lifestyle, be it the elegant Teutonia or the sporty Sea-Timer BlackMotion. We prefer to manufacture down-to-earth time measuring instruments that enable their wearers to clearly read the time at a glance – with no superfluous embellishments or showy ornaments whatsoever. A true “time measuring instrument” should attract people’s attention with its precision, high-quality workmanship and excellent readability – in our humble opinion. When it comes to our watches, we’re not fans of overloaded faces and bezels packed full of decorations. Our understanding of beauty is quite the opposite: functional technical design combined with timelessly classic elements. Mühle watches make an impact thanks to their straightforward design and distinctively masculine appearance. To put it simply in modern terms, we’re all about understatement. We aim to offer more than meets the eye, putting substance ahead of appearance.



**TEUTONIA II MEDIUM**

Even our slightly more slender models are more than just a pretty face. They are first and foremost measuring instruments that uphold our nautical values of precision, reliability and easy readability.



**SEA-TIMER BLACKMOTION**

Be it on, in or by the water, when sport represents fun with a capital F, the Sea-Timer BlackMotion is totally in its element. This Mühle sports watch is an absolute must for anyone who is always on the move and simply cannot wait to try out new fun sports activities.



## THE TECHNOLOGY BEHIND MÜHLE-GLASHÜTTE MOVEMENTS

The movement of a Glashütte watch is the defining factor that makes it stand out from other watches. It therefore has a very special standing in Germany's top watchmaking destination. Glashütte movements are characterised by a number of special features, for example the three-quarter plate. After originally being introduced in 1864, this plate has continued to be a typical indicator of high-quality Glashütte watches right through to the present day. A three-quarter plate is now used in all of Mühle's "MU 94" movements.

### The Mühle three-quarter plate: keeping Glashütte tradition alive

The three-quarter plate gets its name from the fact that it covers approximately three quarters of the watch movement. It serves the purpose of keeping the spring barrel, crown wheel, ratchet wheel and the entire gear train in a stable position. As is traditional in Glashütte, we have fitted our three-quarter plate with the classic Glashütte click, which significantly reduces the pressure on the ratchet wheel and thus minimises signs of wear. The three-quarter plate additionally features a removable escape wheel bridge. This component is not only highly attractive thanks to its red bearing jewel and two blued screws but also, and above all, makes the watch easier to service by allowing the escape wheel and even the entire escapement to be removed and cleaned more easily.

### The characteristic Mühle rotor: making efficient use of gravity

To ensure that a watch continues to function reliably and precisely over a long period of time, all components of its movement need to work together perfectly: from the rotor to the gear train and right through to the escapement and regulation. We have therefore not only developed our own fine regulation but also pay maximum attention to our rotor. The rotor is responsible for powering our automatic watches. We ensure that this process occurs efficiently by manufacturing our rotor with our own equipment and based on our own designs. A Mühle rotor consists of an engraved middle segment and a special semicircular ring made of heavy metal. This oscillating weight is connected to the outer edge of the middle segment, the centre of which contains a special low-friction ball bearing, by four or five gold-plated rivets.



#### MÜHLE THREE-QUARTER PLATE

The Mühle three-quarter plate was developed in 2008 and first used in our "MU 9408" chronograph movement. In line with Glashütte tradition, it is fitted with a low-friction Glashütte click and an easy-to-service removable escape wheel bridge.



#### GLASHÜTTE CLICK

When the watch is wound, the spring barrel rotates and stores the winding energy for the movement. During this process, the click lives up to its name as it moves along the teeth of the ratchet wheel above. Its special shape significantly reduces the pressure on the ratchet wheel and minimises signs of wear.



#### REMOVABLE ESCAPE WHEEL BRIDGE

This traditional feature of Glashütte-made watch movements helps to support the escape wheel, one of the wheels subjected to the largest amount of stress in the movement. To make it easier to service the escape wheel, the bridge can be removed without having to dismantle the entire watch movement.



#### MU 9413

The patented woodpecker neck regulation, Mühle three-quarter plate with a Glashütte click, removable escape wheel bridge and the efficient Mühle rotor are the distinctive features of the chronograph movement.



&lt;

#### ASSEMBLY OF THE WOODPECKER NECK REGULATION

Wearers of our watches need to be able to rely on them at all times. That is why our own, especially shockproof fine regulation is now used in all of Mühle's movements.

&gt;

#### COMPONENTS OF OUR PATENTED WOODPECKER NECK REGULATION

- 1 Specially shaped Mühle balance cock
- 2 Woodpecker neck spring
- 3 Woodpecker neck arm
- 4 Fine regulation screw
- 5 Clamping screw for the fine regulation screw

#### THE PATENTED WOODPECKER NECK REGULATION

## PRECISION IN EVEN THE TOUGHEST CONDITIONS

Another traditional characteristic of a Glashütte movement is its swan neck fine regulation. Here at Nautische Instrumente Mühle-Glashütte, we further developed this regulation and had it patented as our woodpecker neck regulation. By doing so, we made the regulation traditionally used in Glashütte particularly shockproof. This was an important achievement given that we manufacture a large number of sports watches and timepieces that need to prove their worth in tough situations on a day-to-day basis, for example on difficult sea rescue missions. This unique fine regulation enables Mühle movements to be recognised at a glance.

We developed our fine regulation in 2003 to ensure the accuracy of our movements in even the toughest conditions. In the case of conventional fine regulations, hard knocks and shocks may cause the regulator arm to jump up between the regulation screw and the counter-pressure spring. This can in turn lead to changes in the position of the balance staff or the regulation of the watch.

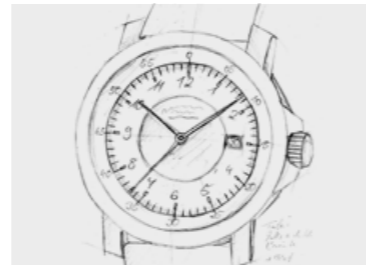
Our specially shaped woodpecker neck spring prevents the regulator arm from being able to move upwards by slotting into a semicircular depression in the regulator. It therefore not only pushes the regulator arm against the fine regulation screw from the side but also pushes it down onto the balance cock at the same time.

Our woodpecker neck regulation gets its name from the characteristic shape of its spring, which resembles the head and neck of a woodpecker. The watch can be adjusted as usual by turning the fine regulation screw. This moves the woodpecker neck arm and increases or decreases the effective length of the balance spring, while the specific momentum of the woodpecker neck spring facilitates the particularly sensitive regulation of the watch. Once the watch has been adjusted, the fine regulation screw is additionally fixed into place with a clamping screw.





# HOW A MÜHLE WATCH IS MADE



### DESIGN

The faces, hands and watch cases are created by a small in-house design team led by Thilo Mühle.



### ENGINEERING

The patented particularly shockproof woodpecker neck regulation was developed in 2003 and can only be found in Mühle movements.



### A STEADY HAND

Even though our CNC machining centres enable us to produce workpieces with precise measurements right down to the nearest 1/1,000th of a millimetre, we could not produce a watch that keeps accurate time without the expert final touch from our finishers.



### EAGLE-EYED CHECK

A finished component is the result of plenty of experience and an eye for detail – which is why the assembly process is constantly checked.



### MOVEMENT ASSEMBLY

Mühle movements are always in the best of hands. Our watchmakers take the greatest care when assembling the individual components.



### CROWNING GLORY

The assembly of our automatic movements ends with the mounting of the rotor, which is engraved with the Mühle logo.

From the design of the faces to the production of components and right through to the assembly and regulation of the movements, Mühle wrist-watches are developed in-house in terms of both technology and design before being meticulously assembled and regulated in Glashütte.

In addition to the high-quality cases, the movements are first and foremost required to meet high standards with regard to precision and reliability. In 2003, we therefore developed our own fine regulation, which ensures the accuracy of our movement in even the toughest conditions.


The patented woodpecker neck regulation can now be found in all of Mühle's movements. In combination with the characteristic Mühle rotor and the traditional Glashütte three-quarter plate, which is used exclusively in the chronograph movements together with the Glashütte click and escape wheel bridge, this impressive component makes a Mühle movement one of a kind.

Our state-of-the-art CNC machining centres enable us to precisely produce these components with measurements that are accurate to the nearest thousandth of a millimetre. They are then used as a basis for further manual processing and finishing in which the workpieces are transformed into movement components ready for assembly in a step-by-step procedure.

In the first stage of the finishing process, each workpiece must be deburred by hand. It is then further processed in several work steps before being completed using finishing measures developed especially for the component in question. The crown and ratchet wheels, for example, are given a solarisation finish, whereas the middle segment of the Mühle rotor is provided with a double circular ribbing.

Once the components have been delivered to the watchmaker's bench, the assembly process can begin. When carrying out their work, our watchmakers consider every movement to be an individual and treat it as such. After the pre-assembly of the basic groups of components, it is the watchmaker who is ultimately responsible for assembling the finished movement. Component after component is painstakingly added until finally, the escapement unit is inserted. Now the movement is ready for regulation with our patented woodpecker neck regulation.

During regulation, all six positions in which a watch can be worn on the wrist are tested. The regulation procedure is additionally based on the German chronometer standard and ensures that every Mühle watch maintains a precision of between 0 and a maximum of +8 seconds per day. The watches are designed to be ever so slightly fast. After all, no wearer of a Mühle watch should ever be too late because of their time measuring instrument.



## TOP-QUALITY CRAFTSMANSHIP



### ROBERT MÜHLE MONDPHASE IN STAINLESS STEEL

The Robert Mühle Moonphase in stainless steel is limited to a total of 100 timepieces. The RMK 04 Robert Mühle calibre features an up/down display, a Mühle hand date and a moon phase display based on reliable calculations for the next 122 years.

The manufacturing line's calibre contains a total of 202 components and is one of the most complex movements manufactured by Mühle-Glashütte.

>

### THE ROBERT MÜHLE CALIBRES

The design of the hand-wound calibres in the "R. Mühle & Sohn" manufacturing line is fully in keeping with the spirit of Glashütte's classic watchmaking tradition. As a result, these Mühle movements are the first to sport an engraved balance cock and colourful screwed gold chatons.

<

### ASSEMBLING A MÜHLE MOVEMENT

We consider each of our movements to be an individual and treat it as such. When assembling a movement, our watchmakers initially combine components to create different groups of components, which are then used to build the finished product.



WATCHES FOR NAUTICAL USE

## TRIED AND TESTED IN DAY-TO-DAY RESCUE OPERATIONS

Mühle watches are renowned for their nautical values, namely maximum precision, outstanding reliability and excellent readability. Our S.A.R. models in particular prove their worth on a daily basis, for example as the wristwatches of choice on the rescue cruisers and lifeboats of the German Maritime Search and Rescue Service (DGzRS) since February 2002.

### THE RESCUE CRUISERS

The sea rescue cruisers  
HANNES GLOGNER, HANS HACKMACK  
and EISWETTE on  
their missions (photo: DGzRS  
Die Seenotretter, Helmut Hofer.)



**DESIGN FOLLOWS FUNCTION:  
EXCELLENT READABILITY  
AND ROBUSTNESS**

Mühle watches need to enable wearers to tell the time at a glance. Our watches designed for nautical use follow this design principle in outstanding style and tick all the boxes with their maximum robustness.

**PUT TO THE ULTIMATE TEST:  
TOOL WATCHES VS.  
SERVICE WATCHES**

Our watches designed for nautical use are not tool watches, but service watches, namely timepieces that are particularly robust and functional and truly able to prove their worth on rescue or naval missions.



**20** YEARS  
S.A.R. RESCUE-TIMER

20 YEARS OF USE

## CELEBRATING THE ANNIVERSARY OF THE S.A.R. RESCUE-TIMER

Here at Nautische Instrumente Mühle-Glashütte, 2022 is a very special year for us: we are celebrating the 20th anniversary of use of our S.A.R. Rescue-Timer.

In February 2002, we were able to present the first watches to the captains of the rescue fleet of the German Maritime Search and Rescue Service (DGzRS). Since then, the S.A.R. Rescue-Timer has been impressively proving its worth on the tough missions of the sea rescue crews on the North and Baltic Seas.





This service watch was developed in cooperation with the captains of the sea rescue crews. One of the jobs of the S.A.R. Rescue-Timer is to allow clear time readings during night-time rescue missions. Thanks to its hands with a generous coating of Super LumiNova and its characteristically shaped indices, the watch allows its wearers to tell the time whenever they need.

After the S.A.R. Rescue-Timer remained unchanged for 20 years, we started off the anniversary year by giving this well-established service watch a slight facelift. The new elements include a black date display with white numerals and a crown made from bead-blasted stainless steel, which perfectly complements the look of the matte case. Given that this rescue watch continues to be used by the sea rescue crews, who need it to fulfil a precisely defined purpose, the facelift of the well-established model was deliberately kept moderate.



20 YEARS OF USE

## LIMITED SPECIAL EDITIONS OF THE S.A.R. RESCUE-TIMER

### S.A.R. RESCUE-TIMER BRONZE

To celebrate the watch's 15th service anniversary in 2017, 150 units of a limited special edition model with an aluminium-bronze case were produced.



### S.A.R. RESCUE-TIMER GOLD

This model features a case middle section made from 18-carat gold and boasts a very high fine gold content of 70 grammes in total. The special edition launched in 2022 is limited to 20 timepieces.



### S.A.R. ANNIVERSARY-TIMER

The S.A.R. Anniversary-Timer was available in two face and case designs, one of which featured a black DLC (diamond-like carbon) coating.



### S.A.R. ANNIVERSARY-TIMER

This robust time measuring instrument was introduced on the occasion of the 10th service anniversary of the S.A.R. Rescue-Timer in 2012. Its two face/case versions were limited to 250 timepieces each.



### S.A.R. RESCUE-TIMER "SK HAMBURG"

This special edition developed by Mühle-Glashütte and the jeweller Wempe was introduced in August 2020 to support the sea rescue crews on the North and Baltic Seas. It was limited to 150 timepieces, each of which celebrated the prior christening of the sea rescue cruiser HAMBURG.



### S.A.R. RESCUE-TIMER "150 YEARS OF THE DGZRS"

This special edition was launched in 2015, marking the 150th year of the DGZRS and displaying the symbol of the sea rescue crews on its face: the Hanseatic cross. In a viewing window, seven important facts about the DGZRS appear, with a different piece of information each day.



A video says more than a thousand words:  
Scan the QR code to experience the sea  
rescue crews at work.

© Photo: Die Seenotretter – DGzRS, Helmut Hofer  
(sea rescue cruiser HANS HACKMACK)

## THE STORY OF THE S.A.R. RESCUE-TIMER



### AN ENDURANCE TEST SINCE 2002

We repeatedly equip new captains with our S.A.R. Rescue-Timer so that they can put it to the ultimate test for us.

Michael Müller, the former captain of the 28-metre sea rescue cruiser BERLIN, received his S.A.R. service watch in 2018.



### RESCUING SAILORS IN DISTRESS WITH THE DAUGHTER BOAT "BIENE"

When rescuing sailors from the water, the rounded case of the S.A.R. Rescue-Timer helps to ensure that no sailor is injured. (© Photo: Die Seenotretter – DGzRS, Thomas Steuer)

The German Maritime Search and Rescue Service (DGzRS) has been keeping sailors safe on the North and Baltic Seas for more than 157 years. Its sea rescue teams are responsible for tackling important and often dangerous missions that help to save multitudes of lives. Since it was founded, the DGzRS, which is financed solely by donations, has saved more than 86,000 sailors in distress.

The founding of the service was preceded by several severe shipwrecks on the North Sea coast, after which there were calls for German search and rescue activities to be placed under the umbrella of one organisation. This initially led to the establishment of regional search and rescue associations, which came together to form the German Maritime Search and Rescue Service in the city of Kiel on 29th May 1865. When Robert Mühle founded our family company in Glashütte, the DGzRS had already existed for several years.

The sea rescue crews and Mühle-Glashütte have shared a common tradition since 2002, when the first S.A.R. Rescue-Timers were handed over to the captains of the DGzRS in February. The watch was developed in cooperation with the captains of the rescue cruisers and tailored to cope with the harsh conditions at sea.

One of the uses of the S.A.R. Rescue-Timer by the DGzRS is as a time measuring instrument for the crews on their rescue missions. When out at night, the crews often turn off the lighting and even the instruments in their rescue cruisers and lifeboats to achieve better visibility of the sea. The fact that the S.A.R. Rescue-Timer offers excellent readability at night means that the rescue teams can still keep a precise record of timings for mission reports in such conditions.

As a watch brand with a nautical background, Mühle-Glashütte was the ideal partner for a cooperation with the sea rescue workers, whose missions often take them out into rough waters. Although their rescue cruisers and lifeboats have always been highly seaworthy, the rescuers' own personal watches were often damaged on rescue missions. In March 2001, we contacted the sea rescue teams and proposed the development of a user-oriented watch that could master the tough conditions involved in their work.

Since being put into service, the S.A.R. Rescue-Timer has developed into the ultimate Mühle icon, not only due to its functional and distinctive face design – which enables the S.A.R. Rescue-Timer to be recognised from several metres away – but also because this practice-oriented watch masters every challenge faced in its day-to-day use. You can therefore already look forward to an exciting anniversary year in which the facelift and the golden special edition of the S.A.R. Rescue-Timer were just the beginning, soon to be followed by another sensational S.A.R. innovation.

## S.A.R. RESCUE-TIMER.

When developing our watches, we not only rely on our own expertise but also factor in other influences and even actively seek them out. The captains of the rescue fleet of the German Maritime Search and Rescue Service (DGzRS) were therefore significantly involved in the development of the function and design of the S.A.R. Rescue-Timer. These captains control the service's rescue cruisers and lifeboats and answer their call of duty to save sailors in distress in all kinds of weather. This practice-oriented approach enabled us to create an extremely robust watch that is able to master every challenge.



### DIAL



Black  
M1-41-03

### STRAP

with a folding clasp



Rubber  
M1-41-03-KB



Rubber  
M1-41-03-KB-VIII



Rubber/stainless steel  
M1-41-03-MB

### CASE

Stainless steel with a rubber bezel.  
4mm-thick anti-glare sapphire crystal  
with a reverse magnifier under  
the crystal. Screw-in crown.

Ø 42.0 mm; H 13.5 mm.  
Water-resistant to 100 bars.

### MOVEMENT

SW 200-1, automatic;  
Mühle version with patented  
woodpecker neck regulation, own rotor  
and characteristic surface finishes.

Stop-second. Fast date correction.  
41-hour power reserve.



### MASTERING THE TOUGHEST CONDITIONS

In addition to withstanding powerful water pressure, the S.A.R. Rescue-Timer also boasts another highlight in the form of its four-millimetre-thick sapphire crystal.

In combination with our particularly shockproof fine regulation, this strong material makes the nautical watch a truly unshakeable timepiece.

## S.A.R. RESCUE-TIMER LUMEN.

This Mühle watch was introduced for a special purpose, namely to honour the outstanding night-time readability of the service watch. The face of this model is completely covered in Super LumiNova and provides a perfect backdrop to its skeleton hands with a black coating. The distinctive hands form a strong contrast to the cream-coloured background and also enable wearers to clearly view the date display in the 4 o'clock position. The S.A.R. Rescue-Timer LUMEN takes readability at night to a whole new level. The more luminous material a watch contains, the easier it is to read in the dark. While most watches only have shining hands and indices, this model goes one step further, turning the night into day with its entire face coated with Super LumiNova.

### DIAL



Cream  
M1-41-08

### STRAP

with a folding clasp



Rubber  
M1-41-08-KB



Rubber  
M1-41-08-KB-VIII



Textile (with a pin buckle)  
M1-41-08-CB



Rubber/stainless steel  
M1-41-08-MB

### CASE

Stainless steel with a rubber bezel.  
4mm-thick anti-glare sapphire crystal with a reverse magnifier under the crystal. Screw-in crown.

Ø 42.0 mm; H 13.5 mm.  
Water-resistant to 100 bars.

### MOVEMENT

SW 200-1, automatic;  
Mühle version with patented woodpecker neck regulation, own rotor and characteristic surface finishes.

Stop-second. Fast date correction.  
41-hour power reserve.



### BRIGHT IN THE NIGHT

The S.A.R. Rescue-Timer has been taking what is mechanically possible and going one step further for nearly 20 years. This service watch for sea rescue crews is not only extremely robust but now, as the S.A.R. Rescue-Timer LUMEN, able to turn the night into day.

## S.A.R. FLIEGER-CHRONOGRAPH.

The idea behind the development of this watch was based on the requirements of the Sea King helicopter crews. After all, although their helicopters are fitted with state-of-the-art technology, the watch on their wrists is what determines the time measurements that are essential for their navigation. The rescue pilots therefore required a chronograph watch that not only enables them to calculate air speeds but is also built to withstand even the toughest conditions. The S.A.R. Flieger-Chronograph was our answer to these demands, developed in cooperation with the navy rescue pilots themselves.



### DIAL



Black  
M1-41-33

### STRAP

with a folding clasp



Rubber  
M1-41-33-KB

### CASE

Stainless steel with a bidirectional bezel. 2.5mm-thick domed and anti-glare sapphire crystal. Transparent case back. Screw-in crown.

Ø 45.0 mm; H 16.2 mm.  
Water-resistant to 10 bars.

### MOVEMENT

MU 9413, automatic, with patented woodpecker neck regulation, Glashütte three-quarter plate and characteristic Mühle surface finishes.

Stop-second. Fast date correction.  
62-hour power reserve.



### A BACK-UP INSTRUMENT FOR RESCUE PILOTS

Saving sailors in distress is a mission that requires a strong and reliable team. The sea rescue crews of the German Maritime Search and Rescue Service (DGzRS) and the rescue pilots of the German Navy therefore work together on a regular basis.

The pilots support the sea rescue crews by deploying their Sea King helicopters. Creating a watch for the search and rescue pilots to accompany the S.A.R. Rescue-Timer worn by the crews at sea was therefore a logical step to take.

## SEEBATAILLON GMT.

Our S.A.R. models have established an excellent reputation as particularly resistant time measuring instruments, so much so that they enabled Mühle-Glashütte to attract the attention of the "Seebataillon" naval force protection battalion of the German Navy. We responded to this attention by developing a special tactical watch with a useful GMT function for the soldiers in this special unit.

In order to provide its loyal service to soldiers both in Germany and on the coast of Africa or in the Middle East, this watch not only has to be reliable, self-sufficient and precise but also particularly easy to read. Its face therefore features double indices at the 3, 6 and 9 o'clock positions and a split triangular marking at the 12 o'clock position, which enables the best possible use of a luminous material coating and additionally precisely defines the position of the hand at the full minute mark.

### DIAL



Blue  
M1-28-62

### STRAP

with a folding clasp



Rubber  
M1-28-62-KB

### CASE

Titanium with a bidirectional bezel.  
2.5mm-thick domed and anti-glare sapphire crystal. Transparent case back.  
Screw-in crown.

Ø 45.0 mm; H 12.7 mm.  
Water-resistant to 30 bars.

### MOVEMENT

SW 330-1, automatic;  
Mühle version with patented woodpecker neck regulation, own rotor and characteristic surface finishes.  
Second time zone / 24-hour display.

Stop-second. Fast date correction.  
42-hour power reserve.



### FOR THE SEA BATTALION SOLDIERS OF THE GERMAN NAVY

We have developed a service watch with a lightweight titanium case and useful GMT function for the soldiers of the Germany Navy's Sea Battalion. This model recognises the frequent deployments of the Sea Battalion outside of Germany on which it protects soldiers, ships and buildings of the German Navy in port or at sea.

NAUTICAL WRISTWATCHES

## KINGS OF THE WAVES

Be it on, in or by the water, our nautical wristwatches suit a wide range of outdoor and water activities down to a T, from sailing through to kite buggying and right through to waterskiing. The robust sports watches are ideal companions for anyone who loves to be outdoors and is always on the move.



**HARD. HARDER. TIC.**

The Sea-Timer BlackMotion has a stainless steel case that is toughened with a coating of black titanium carbide (TiC).



**NAUTICAL VALUES**

Our time measuring instruments all share the same three nautical values characteristic of our company: precision, robustness and excellent readability.

**MAXIMUM COMFORT**

To enable full movement of the hand, the crown of watches with a large case diameter is located in the 4 o'clock position. The Sea-Timer BlackMotion is a prime example of this solution.

## SEA-TIMER BLACKMOTION.

This Mühle sports watch is an absolute must for anyone who is always on the move and simply cannot wait to try out new fun sports activities. Its black TiC-coated stainless steel case reveals at a glance that the Sea-Timer BlackMotion is the ideal companion for all sports adventures. The high-quality case not only features a 2.5-millimetre-thick anti-glare sapphire crystal but also boasts a solid screw-in crown with extra side protection.

### DIAL



Black  
M1-41-83

### STRAP

with a pin buckle



Canvas (synthetic)  
M1-41-83-CB



### CASE

Stainless steel with a black titanium carbide (TiC) coating and a bidirectional bezel. 2.5mm-thick domed and double anti-glare sapphire crystal. Transparent case back. Screw-in crown.

Ø 44.0 mm; H 12.5 mm.  
Water-resistant to 30 bars.

### MOVEMENT

SW 200-1, automatic;  
Mühle version with woodpecker neck regulation, own rotor and characteristic surface finishes.

Stop-second. Fast date correction.  
41-hour power reserve.



### NO SPORT, NO FUN

Do you only buy sun lotion in extra-large bottles, barely even notice if you get salt water in your eyes and simply grab a jet board when the wind isn't on your side? If so, there's no doubt about it: you're a perfect match for the Sea-Timer BlackMotion!



PANOVA

## A PERFECT WATCH-LIFE BALANCE

You've made your decision and taken that important first step: once you've found your path and go through life with a determined yet equally open-minded approach, your eyes will be opened to a world of new opportunities and possibilities. We developed our Panova for everyone who wants to make the most of this freedom of choice and achieve the perfect watch-life balance.

>

### LESS OVERTIME ...

... and more you time for the bright side of life. With its high-quality features, intricately finished movements and excellent watch-life balance, the Panova is the ideal introduction to the world of Glashütte watches.



48

49

### TIME FOR WHAT MATTERS

The Panova makes its wearers feel like they have successfully focused on what's essential and chosen the right path in life.

### THE MEANING BEHIND THE NAME

"Panova" is a combination of "panorama" representing farsightedness and perspective and "via", the Latin term for "road" or "way".

PANOVA

## PANOVA TURQUOISE BLUE.

The Panova Turquoise Blue personifies the charm of Pacific beaches, with hands coated in Super LumiNova as white as a strip of sand on an island floating above the turquoise-coloured face. Like a sandy beach, the white of the hands takes on different hues, seeming lighter or darker as if shaded by clouds or highlighted by the crystal waters of incoming waves. As is typical of the Panova family, the turquoise blue face has a finely grained finish in which the light sparkles and glitters like it is reflecting off the seven seas. Watch-lovers who want to sail off into the sunset with the Panova Turquoise Blue certainly won't be disappointed: Like every other watch in this family, this model doesn't just look good but also offers an outstanding watch-life balance.



### DIAL



Turquoise blue  
M1-40-79

### STRAP

with a pin buckle



Nato/Textile  
M1-40-79-NB-I



Nato/Leather  
M1-40-79-NB-L-I



Nato/Textile  
M1-40-79-NB-III



Nato/Leather  
M1-40-79-NB-L-II



Nato/Textile  
M1-40-79-NB-IV



Nato/Leather  
M1-40-79-NB-L-III

### CASE

Brushed stainless steel.  
Anti-glare sapphire crystal.  
Screw-in crown.

Ø 40.0 mm; H 10.4 mm.  
Water-resistant to 10 bars.

### MOVEMENT

SW 200-1, automatic;  
Mühle version with patented  
woodpecker neck regulation, own rotor  
and characteristic surface finishes.

Stop-second.  
41-hour power reserve.



PANOVA

## PANOVA BLUE.

Life is packed full of options! Every day, we can make the most of new possibilities and opportunities to make our lives both exciting and wonderful. The Panova Blue is the perfect statement to reflect this and wants to accompany us every step of the way. With its nautical values typical of a Mühle watch and its interchangeable straps, this model is a perfect companion: on every wrist, at all times and in all locations.



### DIAL



Blue  
M1-40-72

### STRAP

with a pin buckle



Nato/Textile  
M1-40-72-NB-I



Nato/Leather  
M1-40-72-NB-L-I



Nato/Textile  
M1-40-72-NB-III



Nato/Leather  
M1-40-72-NB-L-II



Nato/Textile  
M1-40-72-NB-IV



Nato/Leather  
M1-40-72-NB-L-III

### CASE

Brushed stainless steel.  
Anti-glare sapphire crystal.  
Screw-in crown.

Ø 40.0 mm; H 10.4 mm.  
Water-resistant to 10 bars.

### MOVEMENT

SW 200-1, automatic;  
Mühle version with patented  
woodpecker neck regulation, own rotor  
and characteristic surface finishes.

Stop-second.  
41-hour power reserve.





**PANOVA RED.**

Red usually means stop, but in the case of the Panova Red, it means go, go, go! In addition to its existing blue, green, turquoise blue and grey designs, our Panova watch is now also available with a red face. Red is one of those colours that simply never go out of fashion and in the summer, it's always time for red and its various shades to return to the forefront in the world of fashion. To embrace this trend without dressing in red from head to toe, watch-lovers can now add a touch of vibrant red to their wrists with this elegant new accessory.

**DIAL**



Red  
M1-40-78

**STRAP**

with a pin buckle



Nato/Textile  
M1-40-78-NB-I



Nato/Leather  
M1-40-78-NB-L-I



Nato/Textile  
M1-40-78-NB-III



Nato/Leather  
M1-40-78-NB-L-II



Nato/Textile  
M1-40-78-NB-IV



Nato/Leather  
M1-40-78-NB-L-III

**CASE**

Brushed stainless steel.  
Anti-glare sapphire crystal.  
Screw-in crown.

Ø 40.0 mm; H 10.4 mm.  
Water-resistant to 10 bars.

**MOVEMENT**

SW 200-1, automatic;  
Mühle version with patented woodpecker neck regulation, own rotor and characteristic surface finishes.

Stop-second.  
41-hour power reserve.



# PANOVA GREY.

This timepiece combines serious grey and creative orange and blends traditional mechanics with lifestyle design for a perfect, and luxurious, watch-life balance. These exciting contrasts give the Panova Grey its special appeal and provide the Mühle watch with its own unique appearance and multifaceted character. One of the watch's most attractive features is its metallic grey face, the fine circular graining of which plays with the light and shadows to produce a stunning array of shades of grey. Despite its luxurious beauty, the Panova Grey is more than just a pretty face thanks to impressive features like its extremely clear scale and large hour indices with raised luminous dots.



**DIAL**



Grey  
M1-40-75

**STRAP**

with a pin buckle



Nato/Textile  
M1-40-75-NB-I



Nato/Leather  
M1-40-75-NB-L-I



Nato/Canvas  
M1-40-75-NB-II



Nato/Leather  
M1-40-75-NB-L-II



Nato/Textile  
M1-40-75-NB-III



Nato/Leather  
M1-40-75-NB-L-III



Nato/Textile  
M1-40-75-NB-IV

**CASE**

Brushed stainless steel.  
Anti-glare sapphire crystal.  
Screw-in crown.

Ø 40.0 mm; H 10.4 mm.  
Water-resistant to 10 bars.

**MOVEMENT**

SW 200-1, automatic;  
Mühle version with patented woodpecker neck regulation, own rotor and characteristic surface finishes.

Stop-second.  
41-hour power reserve.

# PANOVA GREEN.

There are two ways to look at everything that happens in life: while some people can stroll through a stunning green landscape on a beautiful spring day but be immediately irritated when they step on even the smallest of stones, others can wander through the mist of a cold November morning and be delighted to discover fine pearls of water shimmering on the surface of fluffy green moss that covers the rocks.

This uplifting green moss is the inspiration behind the Panova Green, which uses green to provide its wearers with a constant reminder of hope as they go about their day-to-day lives. The moment you look at the watch, the fine circular graining of its green face is sure to make you feel hopeful. It plays with the light, transforming it into a variety of different reflections and reminding wearers to always look on the bright side of life.

**DIAL**



Green  
M1-40-76

**STRAP**

with a pin buckle



Nato/Textile  
M1-40-76-NB-I



Nato/Leather  
M1-40-76-NB-L-I



Nato/Canvas  
M1-40-76-NB-II



Nato/Leather  
M1-40-76-NB-L-II



Nato/Textile  
M1-40-76-NB-III



Nato/Leather  
M1-40-76-NB-L-III



Nato/Textile  
M1-40-76-NB-IV

**CASE**

Brushed stainless steel.  
Anti-glare sapphire crystal.  
Screw-in crown.

Ø 40.0 mm; H 10.4 mm.  
Water-resistant to 10 bars.

**MOVEMENT**

SW 200-1, automatic;  
Mühle version with patented woodpecker neck regulation, own rotor and characteristic surface finishes.

Stop-second.  
41-hour power reserve.





**VERSATILE:  
THE INTERCHANGEABLE  
STRAPS OF THE PANOVA**

The Panova is the ultimate everyday watch and is also ideal for use as a holiday watch, to name just one example. Be it after building sand-castles with the kids, swimming in the sea or doing whatever you enjoy the most on a special getaway, you can simply rinse the case of the Panova with tap water and quickly replace the water-resistant textile strap with an elegant leather strap in a few simple steps – and voilà, your Panova is ready to accompany you on a posh meal out.

**PRACTICAL:  
THE THREE-TONE  
TEXTILE NATO STRAP**

The textile Nato strap in blue, white and orange is a true all-rounder. The strap is made from classic webbing, and its hard-wearing synthetic fibres are particularly tightly woven. As a result, the strap is extremely tearproof and resistant. The synthetic (polyamide) fibres also absorb virtually no moisture and dry very quickly.



Textile Nato strap in black and grey



Textile Nato strap in orange and black



Textile Nato strap in blue, white and orange



Canvas Nato strap in green with contrasting orange stitching



Leather Nato strap in brown, perforated



Leather Nato strap in brown



Leather Nato strap in black

29ER

## A WATCH INSPIRED BY A SAILING SKIFF

Believe it or not, Nautische Instrumente Mühle-Glashütte started out as a manufacturer of marine chronometers and marine time systems. This is why many of our Mühle wristwatches have a nautical origin. The 29er got its name from a small sailing skiff used by young sailing talents in their competitions in the Junior Championship Class run by the German Sailing Association (DSV).

>

### 29ER CHRONOGRAPH

Athletes appreciate the watch's timer function, which not only proves its worth in sailing events but is also useful in horse-racing and motorsports.



#### THE CASE OF THE 29ER

This is the most stunning outfit in the wardrobe of Mühle movements: the alternation between shiny and matte surfaces creates an array of different light reflections, just like the sun sparkling in the waves.

#### THE FACE OF THE 29ER

With applied hour indices on the inside and the fine lines of the minute graduation on the outside on the flange, the face is subdivided to achieve a particularly clear layout.

29ER

## 29ER.

The 29er skiff is the little brother of the 49er dinghy. It is designed to be used to train young sailing talents so that they can go on to sail in the larger 49er Olympic boat class. Our 29er serves a similar purpose: the model was developed in 2006 to provide friends of mechanical time measuring instruments with an easy introduction to the world of Glashütte watches. It has certainly met this objective thanks to high-quality cases that are water-resistant to 10 bars, precise movements and a classic sporty design, all of which enable our 29er watches to capture the hearts of watch-lovers year after year.



### DIAL



White  
M1-25-21



Black  
M1-25-23

### STRAP

with a pin buckle or folding clasp



Leather  
M1-25-21-LB



Leather  
M1-25-23-LB



Stainless steel  
(folding clasp)  
M1-25-21-MB



Stainless steel  
(folding clasp)  
M1-25-23-MB

### CASE

Brushed stainless steel.  
Anti-glare sapphire crystal.  
Transparent case back.  
Screw-in crown.

Ø 36.6 mm; H 10.4 mm.  
Water-resistant to 10 bars.

### MOVEMENT

SW 200-1, automatic;  
Mühle version with patented  
woodpecker neck regulation, own rotor  
and characteristic surface finishes.

Stop-second. Fast date correction.  
41-hour power reserve.





29ER

## 29ER BIG.

The 29er sailing skiff is a so-called one-design boat, which means that all models are virtually identical – from the sail to the hull. The same applies to the 29er as a watch: although they have different case diameters, the 29er and 29er Big are like identical twins, not only in terms of design but also when it comes to their precision.

In 2006, the 29er class was adopted as an official class for the Junior Championship run by the German Sailing Association (DSV). This also marked the launch of the 29er wristwatch, which sailed its way to a podium position and has been capturing the hearts of watch-lovers ever since. With its silver-grey dial and anthracite-coloured flange, the 29er Big complements the design that was introduced to the watch family by the 29er Pointer Date, launched to celebrate the 29er's tenth anniversary. The 29er Big now also boasts a two-tone dial and is the first of the original models of the successful watch family to take up this design.



64

### DIAL



White  
M1-25-31



Black  
M1-25-33



Silver-grey  
M1-25-37

### STRAP

with a pin buckle or folding clasp



Leather  
M1-25-31-LB



Leather  
M1-25-33-LB



Canvas  
M1-25-37-CB



Leather/rubber  
M1-25-33-LK



Stainless steel  
(folding clasp)  
M1-25-31-MB



Stainless steel  
(folding clasp)  
M1-25-33-MB



Stainless steel (folding clasp)  
M1-25-37-MB

### CASE

Brushed/polished stainless steel.  
Anti-glare sapphire crystal.  
Transparent case back. Screw-in crown.

Ø 42.4 mm; H 11.3 mm.  
Water-resistant to 10 bars.

### MOVEMENT

SW 200-1, automatic; Mühle version with patented woodpecker neck regulation, own rotor and characteristic surface finishes.

Stop-second. Fast date correction.  
41-hour power reserve.



65

## 29ER POINTER DATE.

This timepiece makes every day feel like a day at sea. The moment you first look at the 29er Pointer Date, you are sure to be impressed by its typical nautical colours, and when you look again, its somewhat unusual date display will grab your attention. The date is shown by a white hand, the tip of which contains a blue crescent that frames the current day on the date scale on the blue-grey flange.



### DIAL



White  
M1-25-32

### STRAP

with a pin buckle or folding clasp



Canvas  
M1-25-32-CB



Stainless steel  
(folding clasp)  
M1-25-32-MB

### CASE

Brushed/polished stainless steel.  
Anti-glare sapphire crystal.  
Transparent case back. Screw-in crown.

Ø 42.4 mm; H 12.2 mm.  
Water-resistant to 10 bars.

### MOVEMENT

SW 221-1, automatic;  
Mühle version with patented  
woodpecker neck regulation, own rotor  
and characteristic surface finishes.

Stop-second.  
Hand date with fast correction.  
41-hour power reserve.

## 29ER DAY/DATE.

Be it when sailing the 29er dinghy or wearing its wristwatch counterpart, the 29er Day/Date, it's all about achieving the perfect balance. When the wind tugs at the sail and crew members have to throw their weight into leaning out on the trapeze, the right balance is the deciding factor between winning or sinking. When designing the 29er Day/Date, achieving a harmonious balance between the watch's date and weekday displays was just as critical. We placed the displays at the 3 and 9 o'clock positions in order to highlight the straightforward character that defines the 29er.

The harmonious colour scheme, with the metallic sand-coloured flange complementing the transition from the titanium-grey face to the silver stainless steel case, gives the watch its own special hint of elegance. At heart, it is a passionate athlete with a high-quality stainless steel case boasting a pressure resistance of up to 10 bars. Wearers who purchase its optional stainless steel strap can even take their 29er Day/Date out for a swim.

### DIAL



Titanium grey  
M1-25-34

### STRAP

with a pin buckle or folding clasp



Canvas  
M1-25-34-CB



Stainless steel  
(folding clasp)  
M1-25-34-MB

### CASE

Brushed/polished stainless steel.  
Anti-glare sapphire crystal.  
Transparent case back. Screw-in crown.

Ø 42.4 mm; H 12.2 mm.  
Water-resistant to 10 bars.

### MOVEMENT

SW 220-1, automatic;  
Mühle version with patented  
woodpecker neck regulation, own rotor  
and characteristic surface finishes.

Stop-second.  
Fast date and weekday correction.  
41-hour power reserve.



## 29ER CHRONOGRAPH.

The 29er sailing skiff boasts the reputation of being particularly quick, sporty and dynamic and is therefore the ideal namesake for our 29er watches. The only difference is that we use our intricate regulation to remove all excess speed and instead provide precise time measurement. The 29er Chronograph is a prime example of such accuracy. Its timer function is a particularly special and useful highlight for athletes in competitions and not only proves its worth in sailing events but also in horse-racing, motorsports and the good old 5000-metre run. The stop-watch hand of the chronograph watch is red, a colour that gives it a sporty look and above all ensures that the stopped number of seconds is particularly easy to read.



### DIAL



White  
M1-25-41



Black  
M1-25-43

### STRAP

with a pin buckle or folding clasp



Leather  
M1-25-41-LB



Leather  
M1-25-43-LB



Stainless steel  
(folding clasp)  
M1-25-41-MB



Stainless steel  
(folding clasp)  
M1-25-43-MB



Leather/rubber  
M1-25-43-LK

### CASE

Brushed/polished stainless steel.  
Anti-glare sapphire crystal.  
Transparent case back. Screw-in crown.

Ø 42.4 mm; H 14.2 mm.  
Water-resistant to 10 bars.

### MOVEMENT

MU 9413, automatic, with patented woodpecker neck regulation, Glashütte three-quarter plate, own rotor and characteristic Mühle surface finishes.

Stop-second. Fast date correction.  
62-hour power reserve.



## 29ER CASUAL.

Our 29er got its name from a small sailing skiff used by young sailing talents in their competitions in the Junior Championship Class run by the German Sailing Association (DSV). This little regatta skiff is not only able to speed through the seas but is also very easy to sail in different kinds of waters. Its only limitation: its large aluminium daggerboard requires the water to be accordingly deep. To ensure that our 29er Casual is never out of its depth, we have significantly reduced the height of its 42.5-millimetre-wide stainless steel case. The case of the watch is therefore precisely 9.75 millimetres high and even cuts a fine figure when teamed with a sporty slim-fit jacket, not least thanks to further features like its flat SW 300-1 Mühle-version movement and redesigned face.

**DIAL**

Navy blue  
M1-25-72

**STRAP**

with a pin buckle



Canvas  
M1-25-72-CB



Suede  
M1-25-72-LB-V



Leather  
M1-25-72-LB

**CASE**

Brushed/polished stainless steel.  
Anti-glare sapphire crystal.  
Transparent case back. Screw-in crown.

Ø 42.4 mm; H 9.75 mm.  
Water-resistant to 10 bars.

**MOVEMENT**

SW 300-1, automatic;  
Mühle version with patented  
woodpecker neck regulation, own rotor  
and characteristic surface finishes.

Stop-second. Fast date correction.  
56-hour power reserve.



TEUTONIA

## OUR SYMBOL FOR FUNCTIONAL LUXURY

This elegant business watch is the timeless classic of the Mühle collection. The first Teutonia, which was launched in 2002, was designed with a silver face that has remained its characteristic feature. Its elegant guilloché finish is not only a luxurious decoration but also subdivides the face and gives it a particularly clear layout.

>

### TEUTONIA II DAY/DATE

Time, date and weekday:  
the elegant business watch stylishly  
shines the spotlight on the most  
important time measurements for  
day-to-day business life.



^

**DISTINCTIVE  
CHARACTER**

The distinctive characteristic of the Teutonia is its intricately designed case middle section with volute-shaped lugs and a vertical finish applied carefully by hand.

**TIMELESS. CLASSIC.  
ELEGANT.**

The first Teutonia was launched in 2002, and has since developed to become a timeless classic in the world of elegant business watches.

## TEUTONIA

# A MASTERSTROKE FOR MÜHLE-GLASHÜTTE

The management of our family company has been passed down from generation to generation since 1869. In line with this tradition, Thilo Mühle joined the family company re-established by his father Hans-Jürgen Mühle in the year 2000, when he initially took on responsibility for the product development of wristwatches.

The Teutonia is the first watch model that Thilo Mühle created in his new role. It was launched in 2002 and features both a silver face with a guilloché finish, which has remained its characteristic feature right up to the present day, and a large date display. Over the years that followed, this legendary model formed the basis for the development of an entire family tree of watches with a wide variety of branches.

It was initially joined by the Teutonia II Chronograph, Chronometer and Medium in 2005. The model featuring the large date, which had originally been given the short and simple name "Teutonia", was then renamed the Teutonia II Großdatum. Further models then went on to join the family, for example the Teutonia II Small Second with a midnight blue face in 2015 and the Teutonia IV Moonphase.

74 All Teutonia models share a characteristic case middle section that is both robust and intricately designed. Its volute-shaped lugs and vertical finish, which is applied carefully by hand, give it an elegant character. The high watertightness of up to 10 bars and the screw-in crown, on the other hand, represent the nautical values of high reliability and robustness.

The current collection features three Teutonia models. The Teutonia II has the watch family's traditional elegant character, which is reflected in its stepped B-bezel, its silver-coloured faces with a meticulous guilloché finish and its tightened D-bezel with finely brushed midnight blue faces.

The Teutonia Sport gets its name from the sporty design of its faces, which not only feature highlights in typical motorsport colours but are also defined by their applied totalisers with a speedometer look. What's more, the Teutonia Sport I chronograph watch also offers a speedometer function and a rotatable bezel with a 60-minute scale.

The Teutonia IV, on the other hand, has a significantly reduced and more straightforward design than its siblings, the Teutonia II and Teutonia Sport. In specific terms, it has a bevelled roof bezel instead of a sporty rotatable or stepped B-bezel and a clean, finely grained dial instead of a traditional guilloché finish or luxurious sunray finish.



### TEUTONIA II CHRONOGRAPH

The Teutonia II Chronograph marks the pinnacle of our collection of functional wristwatches. It features a top-quality Mühle movement, the MU 9413, which contains the Glashütte three-quarter plate, our woodpecker neck regulation and the Mühle rotor.



### DESIGN SKETCH FOR THE TEUTONIA II CHRONOGRAPH

The faces and cases of our wristwatches are designed in-house.



### ELEGANT BUSINESS WATCHES

75 The Teutonia II has a traditional elegant character, as is reflected in its stepped B-bezel and faces with a meticulous guilloché finish.

## TEUTONIA II MEDIUM.

Even our slightly more slender models are more than just a pretty face. They are first and foremost time measuring instruments that uphold our nautical values. To ensure excellent readability, the dimensions of a Mühle watch are subject to certain limitations. The Teutonia II Medium has a diameter of 34 millimetres, which we believe is a good compromise between maximum readability and the smallest possible dimensions for a delicate wrist.



### DIAL



Midnight blue  
M1-30-22



Silver  
M1-30-25

### STRAP

with a folding clasp



Leather  
M1-30-22-LB



Leather  
M1-30-25-LB



Stainless steel  
M1-30-22-MB



Stainless steel  
M1-30-25-MB

### CASE

Brushed/polished stainless steel.  
Domed and anti-glare sapphire crystal.  
Transparent case back. Screw-in crown.

Ø 34.0 mm; H 11.7 mm.  
Water-resistant to 10 bars.

### MOVEMENT

SW 200-1, automatic;  
Mühle version with patented  
woodpecker neck regulation, own rotor  
and characteristic surface finishes.

Stop-second. Fast date correction.  
41-hour power reserve.

## TEUTONIA II SMALL SECOND.

Out of the ordinary but not out of balance: The arrangement of the off-centre second display at the 6 o'clock position and the Mühle text at the 12 o'clock position give the face of the Teutonia II Small Second a particularly harmonious appearance. The watch's balanced look is also complemented by the combination of an elaborate guilloché finish and a sunray finish on its silver-coloured or midnight blue face. These special finishes are not merely for show but actually give the face additional structure and a particularly clear layout.

### DIAL



Midnight blue  
M1-33-42



Silver  
M1-33-45

### STRAP

with a folding clasp



Leather  
M1-33-42-LB



Leather  
M1-33-45-LB



Stainless steel  
M1-33-42-MB



Stainless steel  
M1-33-45-MB

### CASE

Brushed/polished stainless steel.  
Domed and anti-glare sapphire crystal.  
Transparent case back. Screw-in crown.

Ø 41.0 mm; H 13.0 mm.  
Water-resistant to 10 bars.

### MOVEMENT

SW 260-1, automatic;  
Mühle version with patented  
woodpecker neck regulation, own rotor  
and characteristic surface finishes.

Stop-second. Fast date correction.  
41-hour power reserve.



## TEUTONIA II CHRONOMETER.

We place high value on the precision of our wristwatches. Our Teutonia II Chronometer watch is the ideal model for everyone who likes to see things in black and white. This watch is not only the result of components representing technical and aesthetic perfection, a carefully assembled movement and precise regulation using our very own fine regulation but is also certified in accordance with the strict requirements of the German chronometer standard.



### DIAL



Silver  
M1-30-45

### STRAP

with a folding clasp



Leather  
M1-30-45-LB



Stainless steel  
M1-30-45-MB

### CASE

Brushed/polished stainless steel.  
Domed and anti-glare sapphire crystal.  
Transparent case back. Screw-in crown.

Ø 39.0 mm; H 11.9 mm.  
Water-resistant to 10 bars.

### MOVEMENT

SW 200-1, automatic;  
Mühle version with patented  
woodpecker neck regulation, own rotor  
and characteristic surface finishes.  
Chronometer certificate  
from the Glashütte Observatory  
(German DIN 8319 Chronometer standard)

Stop-second. Fast date correction.  
41-hour power reserve.

## TEUTONIA II DAY/DATE.

The Teutonia II Day/Date stylishly shines the spotlight on the most important time-related information in the everyday business world. As a member of the Teutonia family, this elegant business watch not only informs its wearers of the date and time but also features a weekday display that enables it to provide useful additional information.

Its curved window below the 12 o'clock marking reflects the shape of the case and is integrated into the face of the watch in a particularly harmonious manner. Looking at the face of the Teutonia II Day/Date time and time again is therefore always a pleasure – day after day or better said: weekday after weekday.

### DIAL



Silver  
M1-33-65

### STRAP

with a folding clasp



Leather  
M1-33-65-LB



Stainless steel  
M1-33-65-MB

### CASE

Brushed/polished stainless steel.  
Domed and anti-glare sapphire crystal.  
Transparent case back.  
Screw-in crown.

Ø 41.0 mm; H 12.3 mm.  
Water-resistant to 10 bars.

### MOVEMENT

SW 240-1, automatic;  
Mühle version with patented  
woodpecker neck regulation,  
own rotor and characteristic  
surface finishes.

Stop-second. Fast date and weekday  
correction. 41-hour power reserve.  
Weekday available in German or English.





TEUTONIA

## TEUTONIA II CHRONOGRAPH.

The Teutonia II Chronograph is living (and ticking) proof that an elegant time measuring instrument can also be given a more sporty orientation. This is, of course, mainly achieved by giving the watch a timer function, which allows the totalisers of the hour and minute counter to give the face a unique dynamic appearance. The watch's diagonally positioned date and weekday display adds to its sporty look. Nevertheless, the Teutonia II Chronograph certainly fulfils its role as an elegant business watch too – thanks to its elegant features.



80

### DIAL



Midnight blue  
M1-30-92



Silver  
M1-30-95

### STRAP

with a folding clasp



Leather  
M1-30-92-LB



Leather  
M1-30-95-LB



Stainless steel  
M1-30-92-MB



Stainless steel  
M1-30-95-MB

### CASE

Brushed/polished stainless steel.  
Domed and anti-glare sapphire crystal.  
Transparent case back. Screw-in crown.

Ø 42.0 mm; H 15.5 mm.  
Water-resistant to 10 bars.

### MOVEMENT

MU 9413, automatic,  
with patented woodpecker neck regulation,  
Glashütte three-quarter plate and  
characteristic Mühle surface finishes.

Stop-second. Fast date and weekday  
correction. 62-hour power reserve.



81

**TEUTONIA IV LADY.**

It's a well-known fact that beauty is in the eye of the beholder. When it comes to the newest Teutonia IV Lady with its elegant bi-colour case, however, there's no denying its stunning appearance, especially with the 18-carat gold that we have used for the bezel of the sophisticated women's watch. This precious material makes the newest member of the watch family a valuable item of jewellery and harmonises perfectly with its brilliant white face and beige-coloured suede strap to achieve timeless beauty at its very best.

**DIAL**



Pastel blue  
M1-44-52



Raspberry  
M1-44-59



Brilliant white  
M1-44-51

**STRAP**

with a pin buckle



Suede, grey  
M1-44-52-LB-V-I



Suede, beige  
M1-44-59-LB-V-II



Suede, sky blue  
M1-44-52-LB-V-II



Suede, beige  
M1-44-51-LB-V-VII

**CASE**

Brushed/polished stainless steel or brushed/polished stainless steel with an 18-carat gold bezel. Domed and anti-glare sapphire crystal. Transparent case back. Screw-in crown.

Ø 33.5 mm; H 10.2 mm.  
Water-resistant to 10 bars.

**MOVEMENT**

SW 200-1, automatic; Mühle version with patented woodpecker neck regulation, efficient Mühle rotor and characteristic surface finishes.

Stop-second. Fast date correction. 41-hour power reserve.



## TEUTONIA IV SMALL SECOND.

With a diary full of important business meetings requiring punctual attendance, a precise time measuring instrument is an absolute must. Businesspeople need look no further than Mühle's new Teutonia IV Small Second with a black face – the perfect timekeeping companion. The case of this timeless business watch is made of high-quality stainless steel and has a diameter of 41 millimetres. As is typical of the Teutonia family, the middle of the case features a vertical finish applied carefully by hand. The top surfaces of the volute-shaped lugs are finely polished and perfectly harmonise with the straightforward design of the bezel.



### DIAL



Black  
M1-44-43

### STRAP

with a folding clasp



Leather  
M1-44-43-LB



Stainless steel  
M1-44-43-MB

### CASE

Brushed/polished stainless steel.  
Domed and anti-glare sapphire crystal.  
Transparent case back. Screw-in crown.

Ø 41.0 mm; H 12.6 mm.  
Water-resistant to 10 bars.

### MOVEMENT

SW 461-1, automatic;  
Mühle version with patented  
woodpecker neck regulation,  
efficient Mühle rotor and  
characteristic surface finishes.

Stop-second. Fast date correction.  
41-hour power reserve.

## TEUTONIA IV MOONPHASE.

Believe it or not, more than 50 years have now passed since man first landed on the Moon. Nevertheless, there's still fascinating news in the present day for fans of all things lunar, especially those who enjoy being different. Did you know, for example, that the Moon has moved a distance of nearly two metres away from the Earth over the past 50 years and will completely leave its orbit at some point in the future? Or that Mühle-Glashütte offers a Teutonia model that captures the Moon for eternity in a special window above the 6 o'clock marking? Underneath this specially formed window on the face of the watch, a lunar disc with a diameter of around ten millimetres rotates, completing a full cycle in 59 days. The disc contains not one, but two images of the Moon and is therefore able to provide a realistic day-by-day insight into its lunation from a new moon to a full moon and back to a new moon over a period of around 29.5 days.

### DIAL



White  
M1-44-05

### STRAP

with a folding clasp



Leather  
M1-44-05-LB



Stainless steel  
M1-44-05-MB

### CASE

Brushed/polished stainless steel.  
Domed and anti-glare sapphire crystal.  
Transparent case back. Screw-in crown.

Ø 41.0 mm; H 12.6 mm.  
Water-resistant to 10 bars.

### MOVEMENT

SW 280-1, automatic;  
Mühle version with patented  
woodpecker neck regulation, own rotor  
and characteristic surface finishes.

Stop-second.  
Fast date and moon phase correction.  
41-hour power reserve.



TEUTONIA

## TEUTONIA IV BLUEMOON.

The name of this model says it all: The Teutonia IV BlueMoon not only boasts a stunning blue face as dark as the midnight sky but is also the second Teutonia with a moon phase display. This is precisely why it is named after a "BlueMoon", the second full moon in a month. And there's more: The Teutonia IV BlueMoon pulls the moon into a new orbit, moving the moon phase display to the centre of its face. This new position made it possible to magnify the moon to an impressive diameter of six millimetres, shining out against the 39-millimetre case like a true super moon.



### DIAL



Midnight blue  
M1-44-62

### STRAP

with a folding clasp



Leather, black  
M1-44-62-LB



Stainless steel  
M1-44-62-MB

### CASE

Brushed/polished stainless steel.  
Domed and anti-glare sapphire crystal.  
Transparent case back. Screw-in crown.

Ø 39.0 mm; H 11.8 mm.  
Water-resistant to 10 bars.

### MOVEMENT

SW 288-1, automatic;  
Mühle version with patented  
woodpecker neck regulation,  
efficient Mühle rotor and  
characteristic surface finishes.

Stop-second.  
Fast date and moon phase correction.  
41-hour power reserve.



## TEUTONIA IV CHRONOGRAPH.

When it comes to innovation at our independent family company, the Teutonia IV is cementing its position as the pioneering figure. The Teutonia IV Moonphase, which was launched in 2019, was the first watch with a moon phase display in our collection. Now, this family of watches also includes the company's smallest chronograph. The defining feature of the medium chronograph is its 39-millimetre stainless steel case, which houses a white face with applied indices, a clearly marked minute graduation and blued hands.

### DIAL



White  
M1-44-35

### STRAP

with a folding clasp



Leather  
M1-44-35-LB

### CASE

Brushed/polished stainless steel.  
Domed and anti-glare sapphire crystal.  
Transparent case back. Screw-in crown.

Ø 39.0 mm; H 14.6 mm.  
Water-resistant to 10 bars.

### MOVEMENT

MU 9419, automatic,  
with patented woodpecker neck regulation,  
Glashütte three-quarter plate, Mühle rotor  
and characteristic Mühle surface finishes.

62-hour power reserve.  
Stop-second. Fast date correction.



TEUTONIA

## TEUTONIA SPORT II.

In the automotive world, there are colours that make the hearts of petrol-heads race as fast as the cars that they know and love, such as the Italian rosso corsa and the unpainted bodywork of the legendary Silver Arrows. Another famous colour, representing British sophistication at its finest, has now been incorporated into the newest version of the Teutonia Sport II. Its face and the sporty leather straps feature a variety of elements in British racing green and are therefore reminiscent of the most popular chassis colour for British sports cars. As a result, the Teutonia Sport II is yet another prime example of how a functional time measuring instrument "made in Germany" can also embrace the passion of true sports car legends.



### DIAL



Green  
M1-29-74



Black  
M1-29-73

### STRAP

with a pin buckle



Leather, black  
M1-29-74-LB-S



Leather/rubber  
M1-29-73-LK



Leather, brown  
M1-29-74-LB-B

### CASE

Brushed/polished stainless steel.  
Domed and double anti-glare  
sapphire crystal. Transparent case back.  
Screw-in crown.

Ø 41.6 mm; H 12.8 mm.  
Water-resistant to 10 bars.

### MOVEMENT

SW 290-1, automatic;  
Mühle version with patented  
woodpecker neck regulation, own rotor  
and characteristic surface finishes.

Stop-second. Fast date correction.  
41-hour power reserve.



## TEUTONIA SPORT I.

Be it roaring down the Nürburgring race track or speeding down the slopes in the Swiss Alps, the Teutonia Sport I doesn't just thrive on measuring the time it takes to cover a certain distance but also loves to reveal speed measurements. This special feature of the sport chronograph from Glashütte is all thanks to its clever speedometer function. The scale on the flange of the watch enables you to read your speed over a distance of 1000 metres at a glance, which makes the Teutonia Sport I the ideal companion when it comes to recording both time and speed.

### DIAL



Black  
M1-29-63

### STRAP

with a pin buckle



Leather/rubber  
M1-29-63-LK

### CASE

Brushed/polished stainless steel with a bidirectional bezel. Domed and double anti-glare sapphire crystal. Transparent case back. Screw-in crown.

Ø 42.6 mm; H 15.5 mm.  
Water-resistant to 10 bars.

### MOVEMENT

MU 9413, automatic, with patented woodpecker neck regulation, Glashütte three-quarter plate, own rotor and characteristic Mühle surface finishes.

Stop-second. Fast date correction.  
62-hour power reserve.



## TEUTONIA SPORT I CLOUS DE PARIS.

The red and black design of the original Teutonia Sport gave it a very Italian feel. The Teutonia Sport I "Clous de Paris", on the other hand, puts us back on German soil, or better said racetracks and the legendary Silver Arrows. With its sleek silver design, you can't help but remember the historic Grand Prix racing cars of the Saxon Auto Union. In fact, with Horch, DKW and Wanderer, R. Mühle & Sohn once supplied three of the four brands in the group with its equally legendary Mühle speedometers and car clocks. This Mühle chronograph watch appeals to both car-lovers and watch connoisseurs, especially due to the automotive design of its face. Just like the speedometer and rev counter in its four-wheeled counterpart, the timepiece's totalisers are perfectly incorporated into its stylish face with "Clous de Paris" embossing.

### DIAL



Silver  
M1-29-65

### STRAP

with a pin buckle



Leather, brown  
M1-29-65-LB



Leather, blue  
M1-29-65-LB-II

### CASE

Brushed/polished stainless steel with a bidirectional bezel. Domed and double anti-glare sapphire crystal. Transparent case back. Screw-in crown.

Ø 42.6 mm; H 15.5 mm.  
Water-resistant to 10 bars.

### MOVEMENT

MU 9419, automatic, with patented woodpecker neck regulation, Glashütte three-quarter plate, own rotor and characteristic Mühle surface finishes.

Stop-second. Fast date correction.  
62-hour power reserve.



LUNOVA

## THE MÜHLE WATCH FOR CONCOURS D'ELEGANCE

The Lunova adds a touch of sporty elegance to our watch collection. Its white numerals and indices form a stunning contrast with the black and anthracite faces, while the finely polished cases finish off the look with plenty of elegance. The overall look also inspired the name: "Lunova" is a compound formed from the Latin terms "lumen" and "novus" and roughly translates to "new brilliance".

>

### NEW BRILLIANCE

The Lunova not only stands out due to nautical values; it also goes one step further by adding a not-so-typical case design featuring an unusually large number of surfaces with a polished finish.



^

### FUNCTIONAL BEAUTY

The Lunova features a colour-gradient design from anthracite to black that is as functional as it is attractive, allowing the minute graduation to stand out as a perfect contrast to the dark edge of the face.

### EXCELLENT READABILITY

The hands and numerals of the 42-millimetre-wide watch are covered with a generous coating of luminous material, thus making the time easy to read even in the darkness of night.



## LUNOVA LADY.

It's hard to believe but the "little black dress" is such an institution that it is even a subject of study for scientists and professors! The LBD is an absolute must for every wardrobe. Why? Because it is restrained in terms of both colour and design, thus shining the spotlight on its wearer and her natural radiance. In a nutshell, this was the conclusion of the studies conducted. It was also the inspiration behind and aim of our "LGW", the little grey watch. The Lunova Lady deliberately avoids bright and bold colours and instead features a polished stainless steel case and a subtle face in slate grey, which helps its wearers to truly shine with confidence and style. The understated appearance of this women's watch is rounded off by its applied numerals and indices and its colour-coordinated vintage leather strap.



### DIAL



Slate grey  
M1-43-36

### STRAP

with a pin buckle



Leather  
M1-43-36-LB-O



Leather with  
decorative elements  
M1-43-36-LB-M

### CASE

Polished stainless steel.  
Double anti-glare sapphire crystal.  
Transparent case back. Screw-in crown.

Ø 35.0 mm; H 9.6 mm.  
Water-resistant to 10 bars.

### MOVEMENT

SW 200-1, automatic;  
Mühle version with patented  
woodpecker neck regulation, own rotor  
and characteristic surface finishes.

Stop-second. Fast date correction.  
41-hour power reserve.

## LUNOVA DATE.

With their chrome-plated bumpers, sparkling trim strips and finely polished radiator grills, vintage cars certainly don't hold back when it comes to attractive features, while modern cars pale in comparison. Thank goodness for the Lunova Date! This impressive timepiece is a stylish companion for every Concours d'Elegance but also adds a sparkling highlight when worn in new company cars! This is made possible by a new Mühle-Glashütte case design that is particularly elegant thanks to its unusually large number of polished surfaces. This shiny appearance also acted as the inspiration behind the name of this family of watches. The first part of the name Lunova is inspired by the Latin word "lumen", meaning shine, light or bright. The second part comes from the Latin word "novus", which can be translated as new, fresh or young.

### DIAL



Black and grey  
M1-43-16

### STRAP

with a pin buckle



Leather, brown  
M1-43-16-LB

### CASE

Polished stainless steel.  
Double anti-glare sapphire crystal.  
Transparent case back. Screw-in crown.

Ø 42.3 mm; H 10.7 mm.  
Water-resistant to 10 bars.

### MOVEMENT

SW 400-1, automatic;  
Mühle version with patented  
woodpecker neck regulation, own rotor  
and characteristic surface finishes.

Stop-second. Fast date correction.  
41-hour power reserve.



LUNOVA

## LUNOVA DAY/DATE.

Stainless steel isn't the only material to shine! In the case of the innovative Lunova Day/Date, titanium takes on this role and is also particularly wearer-friendly. In addition to being particularly lightweight and durable, titanium material is also known for its hypoallergenic properties. Compared to stainless steel, titanium actually tends to have a matte, grey surface colour. We use a special polish to give the material an extremely elegant finish, so much so that it is virtually impossible to distinguish between our titanium and polished stainless steel.

### DIAL



Black and grey  
M1-43-26

### STRAP

with a pin buckle



Leather, brown  
M1-43-26-LB



### CASE

Brushed/polished titanium.  
Double anti-glare sapphire crystal.  
Transparent case back. Screw-in crown.

Ø 42.3 mm; H 11.0 mm.  
Water-resistant to 10 bars.

### MOVEMENT

SW 220-1, automatic;  
Mühle version with patented  
woodpecker neck regulation, own rotor  
and characteristic surface finishes.

Stop-second. Fast date and  
weekday correction.  
41-hour power reserve.



### EXCELLENT READABILITY IN THE DARK OF NIGHT

The men's watches in the Lunova family feature hands, numerals and applied indices with a generous coating of luminous material.

LUNOVA

## LUNOVA CHRONOGRAPH.

Automatic or manual? This simple question is often a true bone of contention among automotive fans. As you would expect from a harmonious family company, our Lunova Chronograph successfully provides the best of both worlds: convenient automatic functions including an efficient Mühle rotor ensure that the movement is constantly wound, while the sporty chronograph function is powered by a well-established cam switching system.

### DIAL



Black and grey  
M1-43-06

### STRAP

with a pin buckle



Leather, brown  
M1-43-06-LB



### CASE

Brushed/polished stainless steel.  
Double anti-glare sapphire crystal.  
Transparent case back. Screw-in crown.

Ø 42.3 mm; H 14.2 mm.  
Water-resistant to 10 bars.

### MOVEMENT

MU 9413, automatic,  
with patented woodpecker neck regulation,  
Glashütte three-quarter plate, own rotor  
and characteristic Mühle surface finishes.

Stop-second.  
Fast date and weekday correction.  
62-hour power reserve.



### THE CHRONOGRAPH FUNCTION

As soon as the chronograph is activated using the button at the 2 o'clock position, it allows time measurements of up to 12 hours. The measured times can be clearly read thanks to the brown markings on the totalisers and the centre sweep seconds hand, which corresponds to the second scale on the narrow flange.

TERRASPORT

## A NEW ELEMENT WITH THE SAME VALUES

For a pilot watch, it is essential to impress wearers with the utmost precision, reliability and readability. The Terrasport takes our nautical values away from the water and up to new heights and by doing so, has taken the world of aeronautics by storm.

### PILOT WATCHES FROM GLASHÜTTE

From 1845 onwards, Glashütte established a reputation as a manufacturer of elegant time measuring instruments, initially in the form of sophisticated pocket watches. It wasn't until around 1935 that the production of wristwatches became more prominent with Mühle's precise and easy to read pilot watches.



#### A TYPICAL PILOT WATCH

Instead of the number 12, the Terrasport II contains the typical triangular marking that has become an unmistakable symbol of many pilot watches.

#### EXCELLENT READABILITY

The faces of the Terrasport have an extremely high-contrast design that aims to provide the best possible readability. Luminous hands and hour markers ensure that the time can also be clearly seen at night.

## TERRASPORT II.

The Terrasport II is characterised by its combination of classic Mühle values and perfectly coordinated design accents, with the delicate hands and clear numerals on its black or cream-coloured face enabling wearers to read the time at a glance. A second hand with a red end and a corresponding red marker at the 12 o'clock position stand out in contrast to the watch's black or cream background. On top of this, the characteristic use of a triangle instead of the number 12 is an unmistakable reference to the aviation traditions of this time measuring instrument.



### DIAL



Black  
M1-37-44



Cream  
M1-37-47

### STRAP

with a pin buckle or folding clasp



Leather  
M1-37-44-LB



Leather  
M1-37-47-LB



Stainless steel  
(folding clasp)  
M1-37-44-MB



Stainless steel  
(folding clasp)  
M1-37-47-MB

### CASE

Brushed stainless steel.  
Anti-glare sapphire crystal.  
Transparent case back.  
Screw-in crown.

Ø 40.0 mm; H 10.0 mm.  
Water-resistant to 10 bars.

### MOVEMENT

SW 200-1, automatic;  
Mühle version with patented  
woodpecker neck regulation, own rotor  
and characteristic surface finishes.

Stop-second. Fast date correction.  
41-hour power reserve.



## TERRASPORT I CHRONOGRAPH.

With the straightforwardness and precision that are typical of Mühle timepieces, the Terrasport I Chronograph adds a new chapter to the history of the pilot chronograph. As can be expected from a good pilot watch, the face has an extremely high-contrast design that aims to provide the best possible readability. The minute scale and the clearly defined numerals clearly stand out against the black or cream-coloured background. The watch's three totalisers for the small second and for the minute and hour counters of the chronograph also blend into the overall appearance in perfect harmony.

### DIAL



Black  
M1-37-74



Cream  
M1-37-77

### STRAP

with a pin buckle or folding clasp



Leather  
M1-37-74-LB



Leather  
M1-37-77-LB



Stainless steel  
(folding clasp)  
M1-37-74-MB



Stainless steel  
(folding clasp)  
M1-37-77-MB

### CASE

Brushed stainless steel.  
Anti-glare sapphire crystal.  
Transparent case back.  
Screw-in crown.

Ø 44.0 mm; H 13.6 mm.  
Water-resistant to 10 bars.

### MOVEMENT

MU 9413, automatic,  
with patented woodpecker neck regulation,  
Glashütte three-quarter plate and  
characteristic Mühle surface finishes.

Stop-second. Fast date correction.  
62-hour power reserve.



### THE CHRONOGRAPH FUNCTIONS

The centre sweep seconds hand and the hands of the minute and hour counters all have a red marking at the end. These splashes of red correspond to the red markings on the chronograph scales and help to achieve excellent readability.

## RECOMMENDATIONS FOR WEARING MECHANICAL WATCHES

In addition to their maximum degree of precision, our wristwatches also stand out due to their robustness and reliability. A prime example of these values is the S.A.R. Rescue-Timer, which has now been the wristwatch of choice for the sea rescuers of the DGzRS for over twenty years. Nevertheless, like all mechanical watches, reliable Mühle watches also like to be given a little love and care every once in a while. You can find several tips on how to successfully look after your mechanical watch here.

### A nautical virtue: watertightness

We maintain our connection to our company's nautical roots by placing particularly high value on the watertightness of our wristwatches. All Mühle watches in our current collection are therefore water-resistant up to a pressure of at least 10 bars, meaning that with a suitable strap, they can also be taken out for a swim. If you want to wear your watch when diving, however, it needs to have slightly more pressure resistance: at least 20 bars according to the standard DIN 8310, as is provided by the Sea-Timer BlackMotion.

### A natural product: leather straps don't like water

As a general rule, leather straps should be protected from water so that they will retain their shape and beauty over time. The same applies to our textile and suede straps. Given that these are all natural products, they have a more severe reaction to environmental influences.

### At home on your wrist: storing a Mühle watch

Your Mühle watch feels most at home when sitting comfortably on your wrist, where every motion provides our automatic watches with the required winding energy and your body heat constantly keeps them at operating temperature. If you only wear your watch on rare occasions, it is best to store it in its case, where it is protected against impacts such as direct sunlight. When storing your watch for a long time, we additionally

recommend that you wind it up by hand once or twice a month and leave it to run down so that the different oils and greases are always properly distributed through-out its movement.

### Safety features for sports watches: the screw-in crown

Let's first clear up a myth: the watertightness of a watch has nothing to do with whether it has a screw-in or push-in crown. Even hand-wound watches, which generally do not have screw-in crowns, can be water-resistant up to 10 bars. That said, there are a few essential points to bear in mind: If your watch has a screw-in crown, this should be screwed into the case until hand-tight, while a push-in crown should be pushed right into the case to ensure that your watch remains water-resistant. If you wear a watch with a crown that has not been screwed or pushed in properly, for example when washing your hands, the crown may be accidentally pushed to one side. If this happens, the shaft may push the seal aside and water could get into the case. This may also happen if a push-in crown suffers a violent shock. To prevent this, sports watches in particular are fitted with screw-in crowns. If these are knocked, they remain firmly in place thanks to the screw connection.



## SPECIAL INFORMATION ON MÜHLE WATCHES

Do you have any questions regarding your Mühle wristwatch or how to get your time measuring instrument serviced? You can find some handy information and answers to frequently asked questions here. Please also feel free to contact us or a specialist Mühle retailer at any time. You can find a retailer close to your location by using the overview on the "Retailers" page of our website. You can also contact us with your questions by sending an e-mail to [info@muehle-glashuette.de](mailto:info@muehle-glashuette.de).

### What does the reference number mean?

The reference numbers of our wristwatches are comprised of a specific sequence of numbers (M1-XX-XX). "M1" always stands for "Mühle wristwatch". The second pair of numbers specifies the family of watches, for example "M1-30-XX" for the "Teutonia II". The first of the final two numbers defines a specific model or complication in the family, for example "M1-30-9X" for the "Teutonia II Chronograph". The final digit in the reference number specifies the colour of the watch face, for example "M1-30-95" for the "Teutonia II Chronograph with a silver-coloured face". When combined, all of these numbers form the special reference number for your Mühle watch. You can find this reference number on your warranty certificate or in your service book, for example. Please note that case backs and instruction manuals are marked with the general number "0", for example "M1-30-90" for the "Teutonia II Chronograph". This is because these are used for all face versions, for example for the reference number "M1-30-92", namely the "Teutonia II Chronograph with a midnight blue face", too.

### Where can I find the serial number?

A serial number is only assigned once for each watch model. You can find it on the back of your watch case and on your warranty certificate or in your service book. The combination of the serial and reference numbers allows us to clearly identify your Mühle watch.

### How long is the manufacturer warranty for a Mühle wristwatch?

At Nautische Instrumente Mühle-Glashütte, we provide a 24-month warranty on the flawless functioning of a Mühle watch from the date of purchase. During the warranty period, production defects are remedied free of charge. You can find detailed information on our warranty in the instruction manual for your Mühle wristwatch.

### What precision can I expect from a Mühle wristwatch?

In our manufacturing workshop, we regulate each of our wristwatches in six positions representing every position that a watch may find itself in when worn on your wrist. In the regulation procedure, each watch is set to run ever so slightly fast, with accuracy values of between 0 and a maximum of +8 seconds a day. The intricate regulation is based on both the German chronometer standard and our in-house guideline in line with Mühle-Glashütte's ultimate priority: making sure that its watches never make their wearers too late. After all, being a bit early is more polite than turning up late.





## A BURNING PASSION FOR OUR FAMILY COMPANY

There's a wonderful saying that "tradition is not to preserve the ashes but to pass on the flame". In the first five generations of our Glashütte-based family company, our flame was passed down from fathers to sons, reminiscent of its Olympic counterpart. We are delighted that this tradition has now undergone a change in line with the times: for the first time in the company history, the flame has passed on to both Thilo Mühle's son Dustin and his daughter Fanny. These two siblings now personify the fact that Mühle-Glashütte can remain a family company and continue to pursue its values and traditions in the future.

As a family company, we place significant value on a future-oriented approach in our management activities. As is typical in a family, this also involves treating all of our "family members" fairly, be it our employees, customers, watch fans or retail partners. We also place a strong focus on using resources responsibly so that they remain available for future generations when they want to manufacture Mühle watches. The fact that Thilo Mühle's own children are already actively involved in the company enables us to make "sustainability" more than just a buzzword, but an integral and clearly demonstrated aspect of our work. In line with this focus, we constantly check our approaches and activities and always consider future generations when making decisions.

The watchmaking training programme in our manufacturing workshop is a prime example of our commitment to the future: The history of watchmaking in Glashütte began with the training of 15 young people from the region surrounding our small town in the Ore Mountains. For Robert Mühle, who was born in the nearby village of Lauenstein, just a few kilometres away from Glashütte, in 1841, the establishment of the Glashütte watchmaking industry represented a huge opportunity. We continue to keep this tradition alive at our family company in the present day, for example by training young people to become watchmakers every year and offering them a job in our watch assembly team after their three years of training.



## RESPONSIBILITY FOR PEOPLE, THE ENVIRONMENT AND THE FUTURE

Our watchmaking team is a wonderful group of both young and experienced watchmaking experts. The newer members bring fresh knowledge into the field, and their more experienced counterparts have already solved several complex mechanical issues throughout their long careers. They combine their expertise and work together to produce fascinating timepieces that are trusty companions for their wearers for many years and sure to delight future generations too.

As a company, we facilitate such successful developments by taking quality labels such as "Glashütte" or "Made in Germany" extremely seriously, as quality standards, sources of motivation and our responsibility. This is why the movement components that are particularly essential for the reliability and precision of a Mühle movement are designed and manufactured in-house. What's more, the high-quality cases and dials for our wristwatches are also designed by a small development team led by Thilo Mühle at our company headquarters. Our designer then produces the engineering drawings for these parts. After the design process, these parts are produced for us and supplied by manufacturers with which we have established a solid working relationship over many years – for a close partnership based on trust and fairness.

### FOCUSING ON GLASHÜTTE

A sign of commitment to our home and production location: our extension, which was completed in 2020, connects our existing production buildings in Glashütte.



#### PUBLICATION DETAILS

Mühle-Glashütte GmbH  
nautische Instrumente und Feinmechanik  
Altenberger Strasse 35  
01768 Glashütte/Sa.  
Germany

Tel.: +49 35053 32030  
Fax: +49 35053 3203136

E-mail: [info@muehle-glashuette.de](mailto:info@muehle-glashuette.de)  
Website: [www.muehle-glashuette.de](http://www.muehle-glashuette.de)

Photography:  
Nico Savignac, [www.watchdesigner.de](http://www.watchdesigner.de)  
David – WATCHDAVID®, [www.watchdavid.com](http://www.watchdavid.com)  
Wristrockers, [www.wristrockers.com](http://www.wristrockers.com)  
Jungnickel Fotografie, [www.jungnickel-fotografie.de](http://www.jungnickel-fotografie.de)  
Jürgen Jeibmann Photographik, [www.jeibmann-photographik.de](http://www.jeibmann-photographik.de)  
DGzRS photos: DGzRS, Per Kasch and Thomas Steuer,  
[www.seenotretter.de](http://www.seenotretter.de)  
Sven Claus, FOTOGRAFISCH, [www.fotografisch.de](http://www.fotografisch.de)

Mühle-Glashütte GmbH nautische Instrumente und Feinmechanik reserves the right to change the design and technical features of the watches and movements presented in this catalogue.

You can find the latest technical details at [www.muehle-glashuette.de](http://www.muehle-glashuette.de). Errors excepted.



